

2019



ASBK.COM.AU f t i y

Round 5 : Winton Motor Raceway : September 6 - 8

YMF R3 CUP

Race 3

Date: 08/09/19
 Event: R16
 Weather: Mostly cloudy - Temp: 11.6C
 Track: Dry - Temp: 19.2C

Started at: 15:33:23
 Laps: 8
 Starters: 22
 Printed at: 15:52

PROVISIONAL CLASSIFICATION

Pos	No	Name	Machine	Laps	Race Time	Behind Leader	Behind Prev	Fastest Lap	On Lap	Top Speed
1	11	Brandon DEMMERY (NSW) / Rustic Flooring / Surefire Security / 2 Thugs Customs / Yamaha / YRD	Yamaha YZF-R3	8	12:23.821			1:31.479	8	164
2	27	Max STAUFFER (NSW) / YRD / Yamaha / Chris Watson M-c / QEA PL / Shark Leathers / Rock Oil	Yamaha YZF-R3	8	12:25.847	2.026	2.026	1:31.976	8	165
3	20	Hunter FORD (NSW) / Yamaha / YRD / Held Aus / Schubert Aus / Sportcycles Dynotune / SpeedAngle	Yamaha YZF-R3	8	12:25.899	2.078	.052	1:32.013	8	164
4	25	Luke JHONSTON (NSW) / Team Proworx Racing / Motul / Benweld / Davis Bikeworx / Moto Garage	Yamaha YZF-R3	8	12:26.513	2.692	.614	1:32.324	8	166
5	151	Locky TAYLOR (QLD) / Yamaha Aust. / YRD / Shark Leathers / X-lite Helmets / RideDynamics	Yamaha YZF-R3	8	12:29.351	5.530	2.838	1:32.707	5	161
6	308	John LYTRAS (QLD) / Caboolture Yamaha / Jekyl + Hyde / Australian Civil Solutions / Barrys Dyno	Yamaha YZF-R3	8	12:32.998	9.177	3.647	1:33.164	7	160
7	87	Zac LEVY (QLD) / PUMA RV's / YRD / Hannay Lawyers / Race Art Aust. / BEAN Industries / SHARK	Yamaha YZF-R3	8	12:33.055	9.234	.057	1:32.709	3	162
8	864	Tristan ADAMSON (QLD) / Frigo Adamson Legal Group / SSS Suspension / Stor It Ballarat & Vissla	Yamaha YZF-R3	8	12:33.074	9.253	.019	1:32.919	4	162
9	95	Matt RINDEL (VIC) / AMX / TopHat Barber / Retrolooms / The Hydroblast Shop / Aeros Trikes	Yamaha YZF-R3	8	12:40.180	16.359	7.106	1:33.800	5	161
10	74	Jacob ROULSTONE (NSW) / SSS M-cycles / Held Aust. / Schuberth Helmets / MotoCity Wollongong	Yamaha YZF-R3	8	12:45.683	21.862	5.503	1:33.739	3	162
11	121	Reece OUGHTRED (VIC) / Dynoverks / CarlCoxMotorsport / De Menna Cranes / Chandler	Yamaha YZF-R3	8	12:52.017	28.196	6.334	1:35.149	2	160
12	292	Ryan SMITH (NSW) / DK Heavy Plant Services / Elite Air And Electrical / Port Tune Performance	Yamaha YZF-R3	8	12:52.155	28.334	.138	1:34.101	6	163
13	224	Harry PARKER (NZ) / Race Center	Yamaha YZF-R3	8	12:52.269	28.448	.114	1:35.229	7	162

Scott Lang
 Chief Timekeeper - Scott Lang

Tom Williams
 Clerk of Course - Tom Williams



2019



ASBK.COM.AU f t i y

Round 5 : Winton Motor Raceway : September 6 - 8

YMF R3 CUP

Race 3

Date: 08/09/19
Event: R16
Weather: Mostly cloudy - Temp: 11.6C
Track: Dry - Temp: 19.2C

Started at: 15:33:23
Laps: 8
Starters: 22
Printed at: 15:52


PROVISIONAL CLASSIFICATION

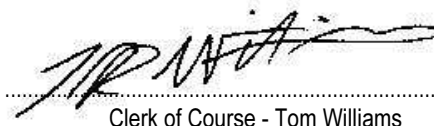
Pos	No	Name	Machine	Laps	Race Time	Behind Leader	Behind Prev	Fastest Lap	On Lap	Top Speed
14	47	Zylas BUNTING (NSW) / Shark Leathers / Barnetts Bakery / RedPoint / Link international / Cols M-c	Yamaha YZF-R3	8	12:52.701	28.880	.432	1:35.174	7	159
15	99	Jacob HATCH (NSW) / Motocity / Atomised Dust Systems	Yamaha YZF-R3	8	12:54.749	30.928	2.048	1:35.153	7	160
16	110	Zak PETTENDY (NSW) / Bikesales.com.au	Yamaha YZF-R3	8	12:57.966	34.145	3.217	1:35.640	4	163
17	69	Archie McDONALD (VIC) / Whitehouse Motorcycles	Yamaha YZF-R3	8	12:57.978	34.157	.012	1:35.807	5	162
18	30	Stephany KAPILAWI-JAMES (QLD) / Proworx Racing / Northstar Yamaha / Big Knobs Crash Sliders / YRD	Yamaha YZF-R3	8	13:13.200	49.379	15.222	1:37.815	2	157
19	16	Josh NODEN (VIC) / Starlight	Yamaha YZF-R3	8	13:23.026	59.205	9.826	1:38.858	2	157
20	37	Patrick BOGNAR (VIC)	Yamaha YZF-R3	8	14:03.806	1:39.985	40.780	1:43.776	2	152
21	26	Dominic FLETCHER (NSW) / Yamaha Aust. / Power Sport Central / Whisky Throttle Ind. / Matt Ireland Fitness	Yamaha YZF-R3	8	14:03.837	1:40.016	.031	1:44.096	6	151
DNF	40	Jeremy CZMOK (VIC) / Dindins Pet Food	Yamaha YZF-R3	5	8:23.090	3 Laps		1:38.808	5	155

Fastest Lap was 1:31.479 by Brandon DEMMERY (NSW)

Current race lap record for R3 class - 1:31.332 by Max STAUFFER (NSW) on a Yamaha YZF-R3 set on 08/09/18

The results are provisional until the end of the time limit for protests and appeals.


Chief Timekeeper - Scott Lang


Clerk of Course - Tom Williams



www.computime.com.au
COMPUTIME RACE TIMING SYSTEMS PTY LTD

2019



ASBK.COM.AU f t i y

Round 5 : Winton Motor Raceway : September 6 - 8

YMF R3 CUP

Race 3

Date: 08/09/19
 Event: R16
 Weather: Mostly cloudy - Temp: 11.6C
 Track: Dry - Temp: 19.2C

Started at: 15:33:23
 Laps: 8
 Starters: 22
 Printed at: 15:52

PROVISIONAL LAP TIMES

No	Name	Lap 1	Lap 2	Lap 3	Lap 4	Lap 5	Lap 6	Lap 7	Lap 8
11	Brandon DEMMERY (NSW)	1:38.668	1:32.040	1:33.097	1:33.160	1:31.866	1:31.901	1:31.610	1:31.479
16	Josh NODEN (VIC)	1:47.109	1:38.858	1:39.009	1:39.201	1:38.899	1:40.075	1:40.317	1:39.558
20	Hunter FORD (NSW)	1:38.226	1:32.368	1:33.112	1:32.614	1:32.355	1:32.524	1:32.687	1:32.013
25	Luke JHONSTON (NSW)	1:37.629	1:32.760	1:33.238	1:32.903	1:32.828	1:32.367	1:32.464	1:32.324
26	Dominic FLETCHER (NSW)	1:51.042	1:45.191	1:44.610	1:44.748	1:45.120	1:44.096	1:44.808	1:44.222
27	Max STAUFFER (NSW)	1:37.441	1:32.933	1:33.458	1:32.565	1:32.281	1:32.451	1:32.742	1:31.976
30	Stephany KAPILAWI-JAMES (QLD)	1:45.588	1:37.815	1:38.509	1:38.458	1:38.706	1:38.081	1:38.051	1:37.992
37	Patrick BOGNAR (VIC)	1:50.165	1:43.776	1:44.519	1:46.727	1:45.493	1:44.264	1:44.199	1:44.663
40	Jeremy CZMOK (VIC)	1:46.401	1:39.360	1:39.264	1:39.257	1:38.808			
47	Zylas BUNTING (NSW)	1:44.224	1:35.597	1:35.757	1:35.421	1:35.296	1:35.548	1:35.174	1:35.684
69	Archie McDONALD (VIC)	1:42.987	1:36.348	1:37.097	1:36.186	1:35.807	1:36.704	1:36.689	1:36.160
74	Jacob ROULSTONE (NSW)	1:41.865	1:34.614	1:33.739	1:34.480	1:34.545	1:35.039	1:36.136	1:35.265
87	Zac LEVY (QLD)	1:38.639	1:33.128	1:32.709	1:32.826	1:33.021	1:34.199	1:34.449	1:34.084
95	Matt RINDEL (VIC)	1:42.073	1:34.142	1:33.859	1:34.439	1:33.800	1:34.155	1:33.828	1:33.884
99	Jacob HATCH (NSW)	1:44.290	1:35.929	1:36.153	1:36.463	1:35.955	1:35.310	1:35.153	1:35.496
110	Zak PETTENDY (NSW)	1:44.140	1:37.046	1:35.877	1:35.640	1:36.200	1:36.327	1:36.423	1:36.313
121	Reece OUGHTRED (VIC)	1:43.063	1:35.149	1:36.329	1:35.232	1:35.541	1:35.692	1:35.511	1:35.500
151	Locky TAYLOR (QLD)	1:38.210	1:33.223	1:32.835	1:33.330	1:32.707	1:32.720	1:32.988	1:33.338
224	Harry PARKER (NZ)	1:42.041	1:36.190	1:36.839	1:35.658	1:35.361	1:35.343	1:35.229	1:35.608
292	Ryan SMITH (NSW)	1:45.601	1:35.096	1:35.893	1:35.744	1:34.935	1:34.101	1:35.083	1:35.702
308	John LYTRAS (QLD)	1:39.352	1:33.445	1:33.355	1:33.264	1:33.172	1:33.541	1:33.164	1:33.705
864	Tristan ADAMSON (QLD)	1:39.641	1:33.759	1:33.187	1:32.919	1:33.238	1:33.958	1:33.307	1:33.065

The results are provisional until the end of the time limit for protests and appeals.



Chief Timekeeper - Scott Lang

Clerk of Course - Tom Williams



www.computime.com.au

COMPUTIME RACE TIMING SYSTEMS PTY LTD

2019



Round 5 : Winton Motor Raceway : September 6 - 8

YMF R3 CUP

Race 3

Date: 08/09/19
 Event: R16
 Weather: Mostly cloudy - Temp: 11.6C
 Track: Dry - Temp: 19.2C

Started at: 15:33:23
 Laps: 8
 Starters: 22
 Printed at: 15:52

PROVISIONAL SPLIT TIMES

Lap	Split 1	Split 2	Split 3	Split 4	Lap Time	Spd	Lap	Split 1	Split 2	Split 3	Split 4	Lap Time	Spd
11 Brandon DEMMERY (NSW) (1st)							6	13.221	15.504	32.308	31.334	1:32.367	162
1	18.772	15.804	32.260	31.832	1:38.668	66	7	13.233	15.547	32.489	31.195	1:32.464	162
2	13.461	<u>15.171</u>	32.165	31.243	1:32.040	159	8	<u>13.177</u>	<u>15.466</u>	<u>32.305</u>	31.376	<u>1:32.324</u>	164
3	13.384	15.466	32.584	31.663	1:33.097	164	26 Dominic FLETCHER (NSW) (21th)						
4	13.536	15.549	32.748	31.327	1:33.160	164	1	21.594	17.724	37.022	<u>34.702</u>	1:51.042	99
5	<u>13.175</u>	15.445	32.112	<u>31.134</u>	1:31.866	161	2	14.846	17.660	37.184	35.501	1:45.191	151
6	13.201	15.207	31.957	31.536	1:31.901	162	3	14.945	17.603	37.018	35.044	1:44.610	148
7	13.211	15.198	<u>31.817</u>	31.384	1:31.610	154	4	14.984	17.703	37.285	34.776	1:44.748	149
8	13.205	15.190	31.828	31.256	<u>1:31.479</u>	156	5	15.116	17.466	36.718	35.820	1:45.120	148
16 Josh NODEN (VIC) (19th)							6	15.107	<u>17.459</u>	36.749	34.781	<u>1:44.096</u>	142
1	21.241	17.169	35.052	33.647	1:47.109	97	7	14.946	17.476	37.301	35.085	1:44.808	147
2	<u>13.944</u>	<u>16.457</u>	34.805	33.652	<u>1:38.858</u>	155	8	<u>14.645</u>	17.605	<u>36.710</u>	35.262	1:44.222	150
3	14.069	16.804	34.656	33.480	1:39.009	157	27 Max STAUFFER (NSW) (2nd)						
4	14.005	16.598	34.887	33.711	1:39.201	155	1	17.658	15.662	32.427	31.694	1:37.441	55
5	14.331	16.612	<u>34.567</u>	<u>33.389</u>	1:38.899	151	2	13.428	15.506	32.339	31.660	1:32.933	153
6	14.123	17.089	34.753	34.110	1:40.075	154	3	13.430	15.673	32.749	31.606	1:33.458	155
7	14.356	16.967	35.038	33.956	1:40.317	151	4	13.436	15.531	32.392	<u>31.206</u>	1:32.565	165
8	14.545	16.709	34.583	33.721	1:39.558	151	5	13.224	15.343	32.131	31.583	1:32.281	160
20 Hunter FORD (NSW) (3rd)							6	13.502	<u>15.333</u>	32.399	31.217	1:32.451	154
1	18.110	15.744	32.651	31.721	1:38.226	62	7	13.641	15.346	32.437	31.318	1:32.742	159
2	13.177	<u>15.306</u>	32.515	31.370	1:32.368	160	8	<u>13.161</u>	15.343	<u>32.010</u>	31.462	<u>1:31.976</u>	158
3	13.200	15.531	32.672	31.709	1:33.112	163	30 Stephany KAPILAWI-JAMES (QLD) (18th)						
4	13.187	15.322	32.458	31.647	1:32.614	164	1	20.805	17.253	34.534	<u>32.996</u>	1:45.588	99
5	13.341	15.485	32.193	31.336	1:32.355	155	2	<u>13.882</u>	16.499	<u>34.307</u>	33.127	<u>1:37.815</u>	157
6	<u>13.161</u>	15.371	32.453	31.539	1:32.524	158	3	13.954	16.705	34.702	33.148	1:38.509	155
7	13.458	15.342	32.405	31.482	1:32.687	164	4	14.005	16.575	34.818	33.060	1:38.458	155
8	13.223	15.358	<u>32.150</u>	<u>31.282</u>	<u>1:32.013</u>	156	5	14.395	16.710	34.529	33.072	1:38.706	153
25 Luke JHONSTON (NSW) (4th)							6	14.181	16.434	34.456	33.010	1:38.081	152
1	17.818	15.649	32.645	31.517	1:37.629	76	7	14.063	16.466	34.432	33.090	1:38.051	152
2	13.350	15.533	32.546	31.331	1:32.760	162	8	14.116	<u>16.410</u>	34.392	33.074	1:37.992	154
3	13.234	15.625	32.606	31.773	1:33.238	162	37 Patrick BOGNAR (VIC) (20th)						
4	13.521	15.559	32.610	31.213	1:32.903	159	1	21.797	17.627	<u>36.252</u>	<u>34.489</u>	1:50.165	102
5	13.454	15.519	32.677	<u>31.178</u>	1:32.828	166							

Scott Lang
 Chief Timekeeper - Scott Lang

Tom Williams
 Clerk of Course - Tom Williams



2019



ASBK.COM.AU f t i y

Round 5 : Winton Motor Raceway : September 6 - 8

YMF R3 CUP

Race 3

Date: 08/09/19
 Event: R16
 Weather: Mostly cloudy - Temp: 11.6C
 Track: Dry - Temp: 19.2C

Started at: 15:33:23
 Laps: 8
 Starters: 22
 Printed at: 15:52

PROVISIONAL SPLIT TIMES

Lap	Split 1	Split 2	Split 3	Split 4	Lap Time	Spd	Lap	Split 1	Split 2	Split 3	Split 4	Lap Time	Spd
2	<u>14.470</u>	17.335	36.710	35.261	<u>1:43.776</u>	150	1	19.796	16.067	33.665	32.337	1:41.865	94
3	14.531	<u>17.320</u>	37.008	35.660	1:44.519	148	2	13.712	15.807	33.152	31.943	1:34.614	156
4	14.706	17.753	37.362	36.906	1:46.727	148	3	<u>13.403</u>	<u>15.704</u>	<u>32.922</u>	<u>31.710</u>	<u>1:33.739</u>	160
5	14.789	17.734	36.716	36.254	1:45.493	144	4	13.429	15.925	33.276	31.850	1:34.480	162
6	15.177	17.422	36.809	34.856	1:44.264	141	5	13.591	15.744	32.993	32.217	1:34.545	154
7	14.806	17.550	36.908	34.935	1:44.199	152	6	13.624	15.934	33.169	32.312	1:35.039	156
8	14.659	17.703	36.690	35.611	1:44.663	145	7	13.584	16.560	33.690	32.302	1:36.136	156
							8	13.543	16.029	33.426	32.267	1:35.265	155
40 Jeremy CZMOK (VIC) (DNF)													
1	21.084	17.172	34.707	<u>33.438</u>	1:46.401	101	87 Zac LEVY (QLD) (7th)						
2	<u>14.116</u>	16.625	34.855	33.764	1:39.360	155	1	18.377	15.620	32.737	31.905	1:38.639	78
3	14.300	16.591	34.750	33.623	1:39.264	152	2	13.664	<u>15.393</u>	32.454	31.617	1:33.128	159
4	14.218	16.604	34.924	33.511	1:39.257	151	3	13.478	15.413	<u>32.265</u>	31.553	<u>1:32.709</u>	160
5	14.193	<u>16.542</u>	<u>34.521</u>	33.552	<u>1:38.808</u>	155	4	13.317	15.571	32.504	<u>31.434</u>	1:32.826	162
							5	<u>13.252</u>	15.553	32.454	31.762	1:33.021	160
							6	13.604	15.701	32.629	32.265	1:34.199	156
47 Zylas BUNTING (NSW) (14th)													
1	20.578	16.717	33.881	33.048	1:44.224	91	7	13.681	15.826	32.674	32.268	1:34.449	155
2	13.627	16.138	33.428	32.404	1:35.597	159	8	13.751	15.820	32.622	31.891	1:34.084	157
3	13.672	16.404	33.391	32.290	1:35.757	156	95 Matt RINDEL (VIC) (9th)						
4	13.651	15.943	<u>33.149</u>	32.678	1:35.421	156	1	20.013	15.969	33.329	32.762	1:42.073	84
5	<u>13.461</u>	16.040	33.245	32.550	1:35.296	155	2	13.602	15.795	32.812	<u>31.933</u>	1:34.142	161
6	13.611	<u>15.888</u>	33.468	32.581	1:35.548	156	3	<u>13.370</u>	15.606	32.836	32.047	1:33.859	158
7	13.462	15.993	33.510	<u>32.209</u>	<u>1:35.174</u>	157	4	13.636	15.959	32.842	32.002	1:34.439	159
8	13.528	16.084	33.663	32.409	1:35.684	159	5	13.459	15.597	32.729	32.015	<u>1:33.800</u>	156
							6	13.468	15.842	32.853	31.992	1:34.155	156
69 Archie McDONALD (VIC) (17th)													
1	20.139	16.547	33.557	32.744	1:42.987	94	7	13.539	<u>15.586</u>	32.586	32.117	1:33.828	157
2	13.863	16.173	33.507	32.805	1:36.348	157	8	13.456	15.762	<u>32.573</u>	32.093	1:33.884	157
3	14.011	16.361	33.826	32.899	1:37.097	159	99 Jacob HATCH (NSW) (15th)						
4	<u>13.644</u>	16.277	33.877	<u>32.388</u>	1:36.186	162	1	20.692	16.780	33.857	32.961	1:44.290	96
5	13.677	16.180	<u>33.389</u>	32.561	<u>1:35.807</u>	161	2	14.094	16.031	33.271	32.533	1:35.929	160
6	13.928	16.076	34.145	32.555	1:36.704	157	3	<u>13.502</u>	16.268	33.729	32.654	1:36.153	160
7	13.746	16.227	34.010	32.706	1:36.689	157	4	13.869	16.439	34.052	<u>32.103</u>	1:36.463	157
8	13.750	<u>16.016</u>	33.763	32.631	1:36.160	161	5	13.808	16.073	33.669	32.405	1:35.955	160
							6	13.651	16.086	33.312	32.261	1:35.310	158
74 Jacob ROULSTONE (NSW) (10th)													

Scott Lang
 Chief Timekeeper - Scott Lang

Tom Williams
 Clerk of Course - Tom Williams



2019



Round 5 : Winton Motor Raceway : September 6 - 8

YMF R3 CUP

Race 3

Date: 08/09/19
 Event: R16
 Weather: Mostly cloudy - Temp: 11.6C
 Track: Dry - Temp: 19.2C

Started at: 15:33:23
 Laps: 8
 Starters: 22
 Printed at: 15:52

PROVISIONAL SPLIT TIMES

Lap	Split 1	Split 2	Split 3	Split 4	Lap Time	Spd	Lap	Split 1	Split 2	Split 3	Split 4	Lap Time	Spd
7	13.563	16.010	33.086	32.494	1:35.153	155	3	13.641	16.077	34.112	33.009	1:36.839	155
8	13.914	16.100	33.140	32.342	1:35.496	144	4	13.700	16.048	33.675	32.235	1:35.658	157
							5	13.482	15.863	33.462	32.554	1:35.361	155
							6	13.511	15.938	33.525	32.369	1:35.343	155
110 Zak PETTENDY (NSW) (16th)							7	13.637	16.052	33.295	32.245	1:35.229	162
1	20.582	16.559	33.721	33.278	1:44.140	94	8	13.562	15.965	33.436	32.645	1:35.608	162
2	14.173	16.475	33.673	32.725	1:37.046	156							
3	13.634	16.100	33.537	32.606	1:35.877	160	292 Ryan SMITH (NSW) (12th)						
4	13.713	16.106	33.497	32.324	1:35.640	161	1	21.337	17.086	35.007	32.171	1:45.601	88
5	13.881	15.999	33.735	32.585	1:36.200	163	2	13.630	15.852	33.334	32.280	1:35.096	160
6	13.659	16.074	33.736	32.858	1:36.327	160	3	13.329	15.971	33.992	32.601	1:35.893	161
7	13.843	16.069	33.818	32.693	1:36.423	160	4	13.673	16.228	33.488	32.355	1:35.744	163
8	13.988	16.037	33.466	32.822	1:36.313	156	5	13.625	15.886	33.192	32.232	1:34.935	155
							6	13.527	15.603	32.829	32.142	1:34.101	155
121 Reece OUGHTRED (VIC) (11th)							7	13.472	15.848	33.316	32.447	1:35.083	158
1	20.486	16.445	33.558	32.574	1:43.063	90	8	13.932	16.015	33.650	32.105	1:35.702	155
2	13.579	15.871	33.180	32.519	1:35.149	160	308 John LYTRAS (QLD) (6th)						
3	13.584	16.257	34.466	32.022	1:36.329	159	1	19.007	15.848	32.983	31.514	1:39.352	79
4	13.838	15.826	33.395	32.173	1:35.232	157	2	13.407	15.693	32.826	31.519	1:33.445	160
5	13.862	15.862	33.577	32.240	1:35.541	155	3	13.417	15.643	32.705	31.590	1:33.355	159
6	13.834	15.881	33.614	32.363	1:35.692	154	4	13.395	15.718	32.678	31.473	1:33.264	158
7	13.776	15.812	33.923	32.000	1:35.511	155	5	13.437	15.584	32.452	31.699	1:33.172	157
8	13.707	16.077	33.486	32.230	1:35.500	159	6	13.439	15.656	32.697	31.749	1:33.541	155
							7	13.400	15.659	32.614	31.491	1:33.164	156
151 Locky TAYLOR (QLD) (5th)							8	13.535	15.863	32.569	31.738	1:33.705	160
1	18.113	15.661	32.637	31.799	1:38.210	71	864 Tristan ADAMSON (QLD) (8th)						
2	13.504	15.506	32.719	31.494	1:33.223	156	1	18.564	15.993	32.956	32.128	1:39.641	82
3	13.298	15.429	32.579	31.529	1:32.835	159	2	13.455	15.786	32.715	31.803	1:33.759	159
4	13.450	15.862	32.340	31.678	1:33.330	161	3	13.301	15.577	32.503	31.806	1:33.187	158
5	13.271	15.480	32.312	31.644	1:32.707	160	4	13.297	15.548	32.589	31.485	1:32.919	158
6	13.281	15.513	32.320	31.606	1:32.720	159	5	13.235	15.536	32.461	32.006	1:33.238	162
7	13.342	15.510	32.492	31.644	1:32.988	157	6	13.407	15.717	32.716	32.118	1:33.958	159
8	13.355	15.539	32.670	31.774	1:33.338	157	7	13.210	15.519	32.623	31.955	1:33.307	157
224 Harry PARKER (NZ) (13th)							8	13.336	15.472	32.569	31.688	1:33.065	157
1	19.434	16.187	33.642	32.778	1:42.041	87							
2	13.957	15.982	33.510	32.741	1:36.190	158							

The results are provisional until the end of the time limit for protests and appeals.

Scott Lang
 Chief Timekeeper - Scott Lang

Tom Williams
 Clerk of Course - Tom Williams



2019



ASBK.COM.AU f t i y

Round 5 : Winton Motor Raceway : September 6 - 8

YMF R3 CUP

Race 3

Date: 08/09/19
Event: R16
Weather: Mostly cloudy - Temp: 11.6C
Track: Dry - Temp: 19.2C

Started at: 15:33:23
Laps: 8
Starters: 22
Printed at: 15:52

PROVISIONAL FASTEST LAPS SEQUENCE

Lap	Race Pos	No	Name	Machine	Fastest Lap	On Lap
1	1	27	Max STAUFFER (NSW)	Yamaha YZF-R3	1:37.441	1
2	1	27	Max STAUFFER (NSW)	Yamaha YZF-R3	1:32.933	2
2	2	25	Luke JHONSTON (NSW)	Yamaha YZF-R3	1:32.760	2
2	3	20	Hunter FORD (NSW)	Yamaha YZF-R3	1:32.368	2
2	4	11	Brandon DEMMERY (NSW)	Yamaha YZF-R3	1:32.040	2
5	3	11	Brandon DEMMERY (NSW)	Yamaha YZF-R3	1:31.866	5
7	1	11	Brandon DEMMERY (NSW)	Yamaha YZF-R3	1:31.610	7
8	1	11	Brandon DEMMERY (NSW)	Yamaha YZF-R3	1:31.479	8

The results are provisional until the end of the time limit for protests and appeals.

Scott Lang
Chief Timekeeper - Scott Lang

Tom Williams
Clerk of Course - Tom Williams



www.computime.com.au
COMPUTIME RACE TIMING SYSTEMS PTY LTD

2019



ASBK.COM.AU f t i y

Round 5 : Winton Motor Raceway : September 6 - 8

YMF R3 CUP

Race 3

Date: 08/09/19
Event: R16
Weather: Mostly cloudy - Temp: 11.6C
Track: Dry - Temp: 19.2C

Started at: 15:33:23
Laps: 8
Starters: 22
Printed at: 15:52

PROVISIONAL LAP SHEET

No	Lap Time	Gap	No	Lap Time	Gap	No	Lap Time	Gap	No	Lap Time	Gap	No	Lap Time	Gap
Lap 1			99	1:35.929	9.845	308	1:33.264	3.096	Lap 6			110	1:36.423	29.311
27	1:37.441		292	1:35.096	10.323	864	1:32.919	3.186	11	1:31.901		69	1:36.689	29.476
25	1:37.629	.188	110	1:37.046	10.812	95	1:34.439	8.193	27	1:32.451	.397	30	1:38.051	42.866
151	1:38.210	.769	30	1:37.815	13.029	74	1:34.480	8.378	20	1:32.524	.467	16	1:40.317	51.126
20	1:38.226	.785	40	1:39.360	15.387	121	1:35.232	13.453	25	1:32.367	.993	37	1:44.199	1:26.801
87	1:38.639	1.198	16	1:38.858	15.593	224	1:35.658	14.408	151	1:32.720	2.293	26	1:44.808	1:27.273
11	1:38.668	1.227	37	1:43.776	23.567	47	1:35.421	14.679	87	1:34.199	3.790	Lap 8		
308	1:39.352	1.911	26	1:45.191	25.859	292	1:35.744	16.014	308	1:33.541	5.397	11	1:31.479	
864	1:39.641	2.200	Lap 3			69	1:36.186	16.298	110	1:35.640	16.383	27	1:31.976	2.026
74	1:41.865	4.424	25	1:33.238		110	1:35.640	16.383	864	1:33.958	5.970	20	1:32.013	2.078
224	1:42.041	4.600	20	1:33.112	.079	99	1:36.463	16.515	95	1:34.155	11.736	25	1:32.324	2.692
95	1:42.073	4.632	11	1:33.097	.178	30	1:38.458	24.050	74	1:35.039	13.550	151	1:33.338	5.530
69	1:42.987	5.546	27	1:33.458	.205	16	1:39.201	27.857	121	1:35.692	20.274	308	1:33.705	9.177
121	1:43.063	5.622	40	1:32.835	.641	40	1:39.257	27.962	292	1:34.101	20.638	87	1:34.084	9.234
110	1:44.140	6.699	151	1:32.835	.641	37	1:46.727	48.867	224	1:35.343	20.700	87	1:34.084	9.234
47	1:44.224	6.783	87	1:32.709	.849	26	1:44.748	49.271	47	1:35.548	21.111	864	1:33.065	9.253
99	1:44.290	6.849	308	1:33.355	2.525	Lap 5			99	1:35.310	23.368	95	1:33.884	16.359
30	1:45.588	8.147	864	1:33.187	2.960	20	1:32.355		69	1:36.704	24.397	74	1:35.265	21.862
292	1:45.601	8.160	95	1:33.859	6.447	27	1:32.281	.003	110	1:36.327	24.498	121	1:35.500	28.196
40	1:46.401	8.960	74	1:33.739	6.591	11	1:31.866	.156	30	1:38.081	36.425	292	1:35.702	28.334
16	1:47.109	9.668	121	1:36.329	10.914	27	1:32.281	.003	16	1:40.075	42.419	224	1:35.608	28.448
37	1:50.165	12.724	224	1:36.839	11.443	11	1:31.866	.156	26	1:44.096	1:14.075	47	1:35.684	28.880
26	1:51.042	13.601	47	1:35.757	11.951	25	1:32.828	.683	37	1:44.264	1:14.212	99	1:35.496	30.928
Lap 2			99	1:36.153	12.745	151	1:32.707	1.630	Lap 7			110	1:36.313	34.145
27	1:32.933		87	1:33.021	1.648	87	1:33.021	1.648	11	1:31.610		69	1:36.160	34.157
25	1:32.760	.015	308	1:33.172	3.913	308	1:33.172	3.913	27	1:32.742	1.529	30	1:37.992	49.379
20	1:32.368	.220	292	1:35.893	12.963	864	1:33.238	4.069	20	1:32.687	1.544	16	1:39.558	59.205
11	1:32.040	.334	110	1:35.877	13.436	95	1:33.800	9.638	25	1:32.464	1.847	37	1:44.663	1:39.985
151	1:33.223	1.059	30	1:38.509	18.285	74	1:34.545	10.568	87	1:34.449	6.629	26	1:44.222	1:40.016
87	1:33.128	1.393	16	1:39.009	21.349	121	1:35.541	16.639	308	1:33.164	6.951			
308	1:33.445	2.423	40	1:39.264	21.398	224	1:35.361	17.414	864	1:33.307	7.667			
864	1:33.759	3.026	37	1:44.519	34.833	47	1:35.296	17.620	95	1:33.828	13.954			
95	1:34.142	5.841	26	1:44.610	37.216	292	1:34.935	18.594	74	1:36.136	18.076			
74	1:34.614	6.105	Lap 4			69	1:35.807	19.750	292	1:35.083	24.111			
121	1:35.149	7.838	20	1:32.614		99	1:35.955	20.115	121	1:35.511	24.175			
224	1:36.190	7.857	27	1:32.565	.077	110	1:36.200	20.228	224	1:35.229	24.319			
69	1:36.348	8.961	25	1:32.903	.210	30	1:38.706	30.401	47	1:35.174	24.675			
47	1:35.597	9.447	11	1:33.160	.645	16	1:38.899	34.401	99	1:35.153	26.911			
			87	1:32.826	.982	40	1:38.808	34.415						
			151	1:33.330	1.278	37	1:45.493	1:02.005						
						26	1:45.120	1:02.036						

The results are provisional until the end of the time limit for protests and appeals.

Scott Lang
Chief Timekeeper - Scott Lang

Tom Williams
Clerk of Course - Tom Williams



2019



ASBK.COM.AU f t i y

Round 5 : Winton Motor Raceway : September 6 - 8

YMF R3 CUP

Race 3

Date: 08/09/19
Event: R16
Weather: Mostly cloudy - Temp: 11.6C
Track: Dry - Temp: 19.2C

Started at: 15:33:23
Laps: 8
Starters: 22
Printed at: 15:52

PROVISIONAL LAP CHART

Grid	1	2	3	4	5	6	7	8
27	27	27	25	20	20	11	11	11
72	25	25	20	27	27	27	27	27
20	151	20	11	25	11	20	20	20
11	20	11	27	11	25	25	25	25
151	87	151	151	87	151	151	151	151
25	11	87	87	151	87	87	87	308
87	308	308	308	308	308	308	308	87
308	864	864	864	864	864	864	864	864
864	74	95	95	95	95	95	95	95
95	224	74	74	74	74	74	74	74
224	95	121	121	121	121	121	292	121
292	69	224	224	224	224	292	121	292
121	121	69	47	47	47	224	224	224
74	110	47	99	292	292	47	47	47
47	47	99	69	69	69	99	99	99
69	99	292	292	110	99	69	110	110
110	30	110	110	99	110	110	69	69
99	292	30	30	30	30	30	30	30
30	40	40	16	16	16	16	16	16
16	16	16	40	40	40	26	37	37
26	37	37	37	37	37	37	26	26
40	26	26	26	26	26			
37								
17								

The results are provisional until the end of the time limit for protests and appeals.

Scott Lang
Chief Timekeeper - Scott Lang

Tom Williams
Clerk of Course - Tom Williams



2019



ASBK.COM.AU f t i y

Round 5 : Winton Motor Raceway : September 6 - 8

YMF R3 CUP

Race 3

Date: 08/09/19
 Event: R16
 Weather: Mostly cloudy - Temp: 11.6C
 Track: Dry - Temp: 19.2C

Started at: 15:33:23
 Laps: 8
 Starters: 22
 Printed at: 15:52

PROVISIONAL BEST PARTIAL TIMES

Pos	Split 1		Split 2		Split 3		Split 4		LAP		Ideal	Fastest
	Name	Time	Name	Time	Name	Time	Name	Time	Name	Time		
1	M. STAUFFER	13.161	B. DEMMERY	15.171	B. DEMMERY	31.817	B. DEMMERY	31.134	B. DEMMERY	1:31.297	1:31.479	
2	H. FORD	13.161	H. FORD	15.306	M. STAUFFER	32.010	L. JHONSTON	31.178	M. STAUFFER	1:31.710	1:31.976	
3	B. DEMMERY	13.175	M. STAUFFER	15.333	H. FORD	32.150	M. STAUFFER	31.206	H. FORD	1:31.899	1:32.013	
4	L. JHONSTON	13.177	Z. LEVY	15.393	Z. LEVY	32.265	H. FORD	31.282	L. JHONSTON	1:32.126	1:32.324	
5	T. ADAMSON	13.210	L. TAYLOR	15.429	L. JHONSTON	32.305	Z. LEVY	31.434	Z. LEVY	1:32.344	1:32.709	
6	Z. LEVY	13.252	L. JHONSTON	15.466	L. TAYLOR	32.312	J. LYTRAS	31.473	L. TAYLOR	1:32.506	1:32.707	
7	L. TAYLOR	13.271	T. ADAMSON	15.472	J. LYTRAS	32.452	T. ADAMSON	31.485	T. ADAMSON	1:32.628	1:32.919	
8	R. SMITH	13.329	J. LYTRAS	15.584	T. ADAMSON	32.461	L. TAYLOR	31.494	J. LYTRAS	1:32.904	1:33.164	
9	M. RINDEL	13.370	M. RINDEL	15.586	M. RINDEL	32.573	J. ROULSTON	31.710	M. RINDEL	1:33.462	1:33.800	
10	J. LYTRAS	13.395	R. SMITH	15.603	R. SMITH	32.829	M. RINDEL	31.933	J. ROULSTON	1:33.739	1:33.739	
11	J. ROULSTON	13.403	J. ROULSTON	15.704	J. ROULSTON	32.922	R. OUGHTRE	32.000	R. SMITH	1:33.866	1:34.101	
12	Z. BUNTING	13.461	R. OUGHTRE	15.812	J. HATCH	33.086	J. HATCH	32.103	R. OUGHTRE	1:34.571	1:35.149	
13	H. PARKER	13.482	H. PARKER	15.863	Z. BUNTING	33.149	R. SMITH	32.105	J. HATCH	1:34.701	1:35.153	
14	J. HATCH	13.502	Z. BUNTING	15.888	R. OUGHTRE	33.180	Z. BUNTING	32.209	Z. BUNTING	1:34.707	1:35.174	
15	R. OUGHTRE	13.579	Z. PETTENDY	15.999	H. PARKER	33.295	H. PARKER	32.235	H. PARKER	1:34.875	1:35.229	
16	Z. PETTENDY	13.634	J. HATCH	16.010	A. McDONALD	33.389	Z. PETTENDY	32.324	Z. PETTENDY	1:35.423	1:35.640	
17	A. McDONALD	13.644	A. McDONALD	16.016	Z. PETTENDY	33.466	A. McDONALD	32.388	A. McDONALD	1:35.437	1:35.807	
18	S. KAPILAWI-J	13.882	S. KAPILAWI-J	16.410	S. KAPILAWI-J	34.307	S. KAPILAWI-J	32.996	S. KAPILAWI-J	1:37.595	1:37.815	
19	J. NODEN	13.944	J. NODEN	16.457	J. CZMOK	34.521	J. NODEN	33.389	J. NODEN	1:38.357	1:38.858	
20	J. CZMOK	14.116	J. CZMOK	16.542	J. NODEN	34.567	J. CZMOK	33.438	J. CZMOK	1:38.617	1:38.808	
21	P. BOGNAR	14.470	P. BOGNAR	17.320	P. BOGNAR	36.252	P. BOGNAR	34.489	P. BOGNAR	1:42.531	1:43.776	
22	D. FLETCHER	14.645	D. FLETCHER	17.459	D. FLETCHER	36.710	D. FLETCHER	34.702	D. FLETCHER	1:43.516	1:44.096	

The results are provisional until the end of the time limit for protests and appeals.

Scott Lang
 Chief Timekeeper - Scott Lang

Tom Williams
 Clerk of Course - Tom Williams



www.computime.com.au
 COMPUTIME RACE TIMING SYSTEMS PTY LTD

2019




ASBK.COM.AU f t i y


Round 5 : Winton Motor Raceway : September 6 - 8

YMF R3 CUP PROVISIONAL ROUND POINTS

YMF R3 CUP

Pos	No	Name	Rnd 3 Race 1	Rnd 3 Race 2	Rnd 3 Race 3	Total
1	11	Brandon DEMMERY	25	18	25	68
2	20	Hunter FORD	16	25	18	59
3	151	Locky TAYLOR	20	16	16	52
4	25	Luke JHONSTON	18	14	17	49
5	87	Zac LEVY	17	17	14	48
6	27	Max STAUFFER		20	20	40
7	308	John LYTRAS	15	10	15	40
8	864	Tristan ADAMSON	12	15	13	40
9	121	Reece OUGHTRED	13	11	10	34
10	74	Jacob ROULSTONE	10	12	11	33
11	292	Ryan SMITH	7	13	9	29
12	95	Matt RINDEL	14	2	12	28
13	47	Zylas BUNTING	11	9	7	27
14	69	Archie McDONALD	9	8	4	21
15	99	Jacob HATCH	8	6	6	20
16	110	Zak PETTENDY	6	7	5	18
17	30	Stephany KAPILAWI-JAMES	4	5	3	12
18	16	Josh NODEN	5	4	2	11
19	224	Harry PARKER			8	8
20	40	Jeremy CZMOK	3	3		6
21	37	Patrick BOGNAR	2	1	1	4


Chief Timekeeper - Scott Lang


Clerk of Course - Tom Williams



www.computime.com.au
COMPUTIME RACE TIMING SYSTEMS PTY LTD

2019



ASBK.COM.AU f t i y

Round 5 : Winton Motor Raceway : September 6 - 8

YMF R3 CUP

PROVISIONAL PROGRESSIVE SERIES POINTS

YMF R3 CUP

Pos	No	Name	Rnd 1 W/fld	Rnd 2 MP	Rnd 3 Race 1	Rnd 3 Race 2	Rnd 3 Race 3	Total
1	20	Hunter FORD	51	59	16	25	18	169
2	308	John LYTRAS	63	61	15	10	15	164
3	87	Zac LEVY	45	63	17	17	14	156
4	11	Brandon DEMMERY	36	49	25	18	25	153
5	27	Max STAUFFER	70	43		20	20	153
6	151	Locky TAYLOR	50	36	20	16	16	138
7	25	Luke JHONSTON	33	35	18	14	17	117
8	43	Harry KHOURI	32	54				86
9	864	Tristan ADAMSON	21	23	12	15	13	84
10	74	Jacob ROULSTONE	20	29	10	12	11	82
11	31	Travis HALL	42	34				76
12	121	Reece OUGHTRED	17	13	13	11	10	64
13	292	Ryan SMITH	9	24	7	13	9	62
14	47	Zylas BUNTING	26	6	11	9	7	59
15	72	Ben BAKER	47					47
16	58	Mitch KUHNE	27	19				46
17	29	Harrison VOIGHT		45				45
18	42	Kyle O'CONNELL	23	20				43
19	95	Matt RINDEL			14	2	12	28
20	110	Zak PETTENDY		9	6	7	5	27
21	69	Archie McDONALD			9	8	4	21
22	99	Jacob HATCH			8	6	6	20
23	30	Stephany KAPILAWI-JAMES		6	4	5	3	18
24	22	Keegan PICKERING	14					14
25	16	Josh NODEN			5	4	2	11
26	23	Josh HALL		11				11
27	224	Harry PARKER					8	8
28	15	Bronson PICKETT	8					8
29	40	Jeremy CZMOK	1		3	3		7
30	355	Laura BROWN		6				6
31	12	John BLENKIN	4	2				6
32	282	Cameron AGOSTINI	5					5
33	37	Patrick BOGNAR			2	1	1	4
34	444	Ryan MOSCARDINI	2	1				3
35	89	Kristian AGOSTINI	2					2

Scott Lang
Chief Timekeeper - Scott Lang

Tom Williams
Clerk of Course - Tom Williams



www.computime.com.au
COMPUTIME RACE TIMING SYSTEMS PTY LTD



2019



ASBK.COM.AU f t i y

Round 5 : Winton Motor Raceway : September 6 - 8

YMF R3 CUP

Race 3

Date: 08/09/19
Event: R16
Weather: Mostly cloudy - Temp: 11.6C
Track: Dry - Temp: 19.2C

Started at: 15:33:23
Laps: 8
Starters: 22
Printed at: 15:52

PROVISIONAL RACE INFORMATION

Time	Description
15:28:05	SIGHTING LAP STARTED / PIT EXIT OPEN FOR 1 MIN
15:29:10	SIGHTING LAP STARTED / PIT EXIT CLOSED
15:30:27	BIKES ON GRID
15:30:56	WARM UP LAP STARTED
15:33:23	Event Start
15:36:59	NO JUMP STARTS
15:45:47	Chequered Flag
15:49:25	Event Finish

The results are provisional until the end of the time limit for protests and appeals.



Scott Lang
Chief Timekeeper - Scott Lang

Tom Williams
Clerk of Course - Tom Williams

